

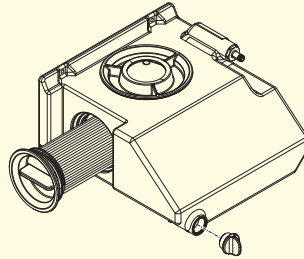
CEREC MC XL Basic

Change the water:

Interval: When prompted by the system after 240min milling time
According to the directions in the operating instructions
DENTATEC: 75ml

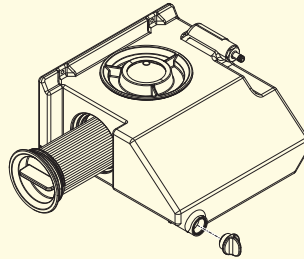
Clean the filter:

Interval: When changing the water and when the "Water pressure too low" message appears.



Change the filter:

Interval: Immediately if damaged; otherwise every 3 months.



Change milling instruments (burs):

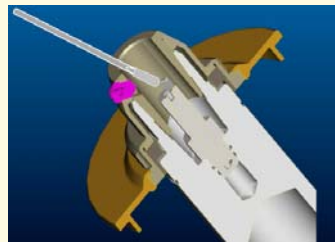
Interval: When prompted by the system;
after 25 restorations at the latest

Machine care

Interval: Once a month

Cleaning the manual block clamp:

Clean the manual block clamp according to the instructions of the cleaning set (REF 61 77 161).



Clean the clamping cone and chucks of the milling instruments:

Clean the clamping cone (for milling instruments without chuck) and chucks of the milling instruments according to the instructions of the cleaning set (REF 61 77 161).

Check the water nozzles:

If the jets of water do not strike the milling instruments, carefully remove any foreign particles from the water nozzles with a probe.

inLab MC XL, CEREC MC XL with premium package

Change the water:

Interval: When prompted by the system after 240 min milling time
According to the directions in the operating instructions
DENTATEC: 75ml

Change milling instruments (burs):

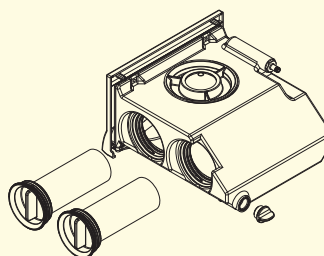
Interval: When prompted by the system; after 25 units at the latest

Machine care

Interval: Once a week or after every 4th water change

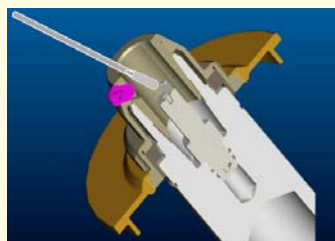
Change the filter:

According to the directions in the operating instructions



Cleaning the manual block clamp:

Clean the manual block clamp according to the instructions of the cleaning set (REF 61 77 161).



Clean the clamping cone and chucks of the milling instruments:

Clean the clamping cone (for milling instruments without chuck) and chucks of the milling instruments according to the instructions of the cleaning set (REF 61 77 161).

Check the water nozzles:

If the jets of water do not strike the milling instruments, carefully remove any foreign particles from the water nozzles with a probe.